

Cobalt-Promoted B–H and C–H Activation: Facile B–C Coupling of Carboranedithiolate and Cyclopentadienyl

Rui Zhang, Lin Zhu, Guifeng Liu, Huimin Dai, Zhenzhong Lu, Jianbo Zhao, and Hong Yan*

State Key Laboratory of Coordination Chemistry, School of Chemistry and Chemical Engineering, Nanjing University, Nanjing, Jiangsu 210093, China

S Supporting Information

ABSTRACT: We report the one-pot reactions of the $16e^-$ half-sandwich complex $\text{CpCoS}_2\text{C}_2\text{B}_{10}\text{H}_{10}$ (**1**), methyl propiolate, and $3e^-$ -donor ligands, which lead to selective B-functionalization at carborane with cyclopentadienyl as a functional group at ambient temperature in good yields. Metal-promoted activations of both a B–H bond of the carborane and a C–H bond of the Cp unit take place sequentially in the cooperation of organic ligands. The reaction requires a $3e^-$ -donor ligand and an activated alkyne and is therefore suitable for a broad range of substrates. This investigation provides a simple and efficient synthetic route to B-functionalized carborane derivatives.

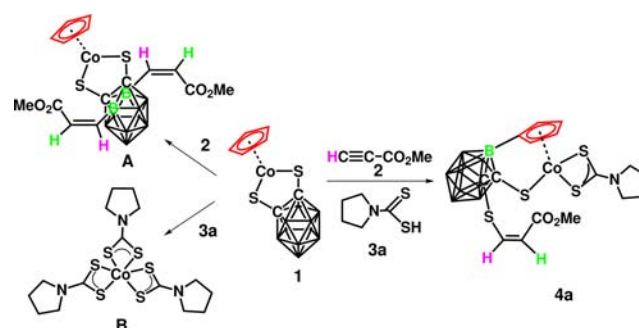
For decades, considerable effort has been devoted to developing new synthetic methods to functionalize polyhedral boranes because of the important applications^{1–3} (actual and potential) of their derivatives in medicine, catalysis, and materials. In the functionalization of polyhedral boranes, however, selective and straightforward boron substitution has been proven difficult,⁴ although significant advances in metal-promoted or -catalyzed hydroboration of polyhedral boranes have been achieved.^{5–8} Metal-catalyzed carborane–alkyne hydroboration reactions that provide alkenylcarborane derivatives have been developed,^{6a} and metal-promoted stepwise and selective hydroboration of *o*-carborane with selected substrates has also been reported.^{7,8} Of course, in the absence of a metal, an alternative route to selective B-substituted *o*-carborane derivatives could be obtained from carborane cage reconstruction by an insertion reaction, but this way is limited by the availability of borane reagents with suitable functional groups.⁹

Metal-promoted $\text{C}(\text{sp}^2)\text{--H}$ activation,¹⁰ including that of cyclopentadienyl (Cp)¹¹ and its subsequent functionalization, has been extensively investigated. Compounds with Cp and a carborane conjugated through either a bridging atom (i.e., C, Si, P, B)¹² or even a direct C–C bond¹³ have been described, but the direct coupling of the two units through a B–C bond is rare because of the bulkiness of the carborane cage.¹⁴ Here we report how carboranedithiolate and metal-bound Cp interact at a metal in the presence of a range of ligands and how the metal facilitates elaborate steric and electronic arrangements to realize the coupling of the two units via a stable B–C bond.

In this study, a third reagent was introduced to the reaction of the cobalt-centered *o*-carboranedithiolato compound $\text{CpCoS}_2\text{C}_2\text{B}_{10}\text{H}_{10}$ (**1**) with methyl propiolate (**2**), and as a result, an unexpected product containing B–C coupling between the

carborane cage and the Cp ligand was generated at ambient temperature (Schemes 1 and 2). As an example, the addition of

Scheme 1. Reaction of 1, 2, and 3a at Ambient Temperature Leading to 4a, in Contrast to the Reactions of 1 with 2 or 3a Leading to A or B, Respectively



3a to a mixture of **1** and **2** in dichloromethane led to adduct **4a** in a good yield. In sharp contrast, the reaction of **1** with either **2** or **3a** alone gave rise to the hydroborated product **A**^{8a} or **B**, respectively (Scheme 1).

The solid-state structure of **4a** demonstrates that the carborane cage is linked to the Cp ring through a covalent B–C bond with a length of 1.569(6) Å (Figure 1). The substituted

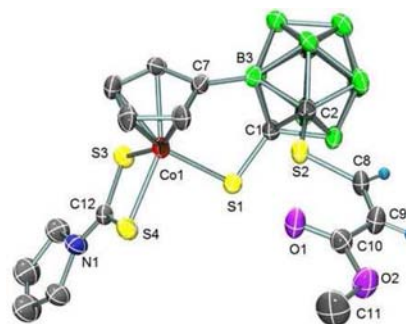


Figure 1. Molecular structure of **4a**.

Cp ring remains coordinated to cobalt in an η^5 -mode. Compound **3a** has lost one hydrogen atom and contributes $3e^-$ to metal, while the alkyne has been reduced to an olefinic unit in a *Z* configuration and is connected to one S atom rather than to a

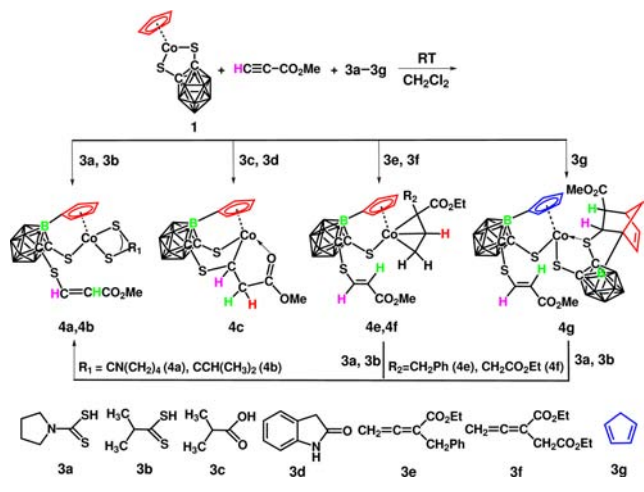
Received: April 7, 2012

Published: June 15, 2012

B atom as in **A**.^{8a} Clearly, the breakage of the rigid S-chelating binding in **1** is essential for constructing the intramolecular coupling of the carboranedithiolate and cyclopentadienyl moieties. Consistent with the solid-state structure, the ¹H NMR spectrum displays four well-separated singlets at 6.01, 5.92, 5.24, and 4.97 ppm for the substituted Cp group, in contrast to one singlet at 5.26 ppm in **1**.¹⁵ The ¹³C resonances of the Cp ring appear at 91.0, 84.7, 84.3, and 83.8 ppm for the four C–H bonds compared with 81.8 ppm in **1**,¹⁵ but the characteristic broad C resonance of the B–C bond is remarkably low-field-shifted to 127.0 ppm. The ¹¹B signal of the B–C bond (2.1 ppm) is low-field-shifted by 7–11 ppm in comparison with those in **1**,¹⁵ further supporting the formation of a B–C bond.

4a is unique. The small ligand **3a** plays a vital role in the formation of adduct **4a**. To provide a better understanding of the role of the organic ligand, other small molecules were examined (Scheme 2). As expected, the similar **3b** was able to lead to **4b**

Scheme 2. Three-Component Reactions of 1, 2, and 3a–3g and the Ligand Substitution Reactions Leading to 4a or 4b from 4e–g upon Addition of 3a or 3b, Respectively



containing a B–C bond. However, the sodium salts of **3a** and **3b** did not react, indicating the importance of an acidic hydrogen atom. The weakly coordinating **3c** and **3d** also gave rise to a product with the B–C bond formation (**4c**), but the ligand did not appear in the structure. Instead, the newly generated olefinic unit was utilized to donate 3e[−] to metal and yield the stable five-membered ring Co1–C3–C4–C5–O1 (Figure 2). Here, **3c** and

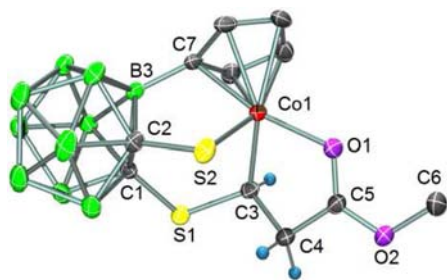


Figure 2. Molecular structure of **4c**.

3d might be considered as Brønsted acid catalysts. The 4e[−]-donor chelating ligands such as 2,2-bipyridine and 1,10-phenanthroline did not lead to similar products, reflecting the requirement of electron accounting of the metal center. Interestingly, allenes such as **3e** and

3f could also lead to the analogous products **4e** and **4f** with an allyl unit (3e[−] donor) [SI-Figure 4 in the Supporting Information (SI)], parallel to the chelating mode of **3a** and **3b**. To our surprise, cyclopentadiene (**3g**) also produced a B–C-coupled complex (**4g**) containing an unusual in situ-generated 3e[−]-donor *o*-carboranedithio ligand that bears a moiety formed by a [4 + 2] Diels–Alder cycloaddition (Figure 3). The chelating ability of the newly

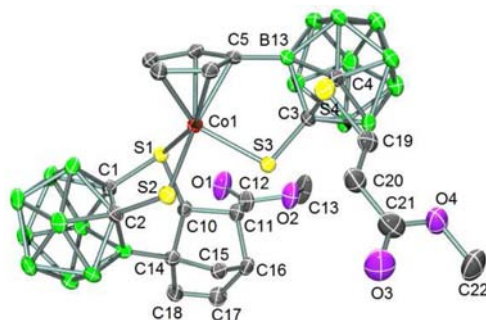


Figure 3. Molecular structure of **4g**.

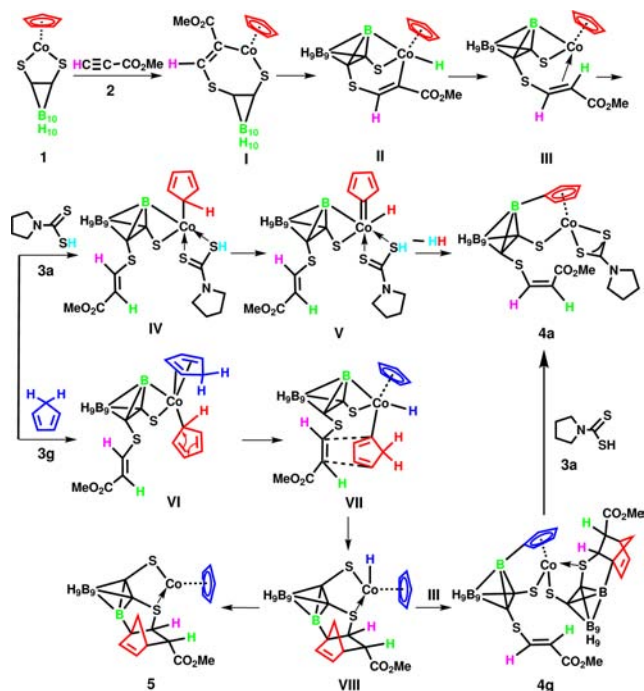
generated bulky dimercapto ligand is weaker because of the electron-deficiency of the adjacent carborane cage, allowing it to be replaced by the stronger chelating ligands **3a** and **3b** to yield **4a** and **4b** quantitatively. Similarly, **4e** and **4f** can be readily converted to **4a** or **4b** upon addition of **3a** or **3b**, but **4c** remains intact, demonstrating the binding ability of these organic ligands (see Scheme 2 and section III in the SI). It should be noted that in control experiments substrates **3c–g** did not react with **1**. Furthermore, the reaction should be applicable to many other 3e[−]-donor ligands and activated alkynes containing an electron-withdrawing group to yield analogous products.

Both B–H and C–H activation as well as hydrogen transfer play key roles in the formation of the B–C-coupled products. Therefore, a series of deuterium-labeling experiments were performed with the deuterated reagents **d5-1** [(*d*₅-Cp)-CoS₂C₂B₁₀H₁₀], **d1-2** [DC≡C–CO₂Me], **d1-3a** [(CH₂)₄NCS₂D], and **d1-3c** [(CH₃)₂CHCO₂D] to find out the origin and destination of the hydrogen transfer (see reactions 14–21 in the SI). As an example, the reaction of **d5-1**, **d1-2**, and **d1-3a** led to **d5-4a**, demonstrating that the ¹H NMR signal at 7.64 ppm for C8–H arises from the terminal alkyne and that the signal at 6.12 ppm for C9–H of the olefinic unit migrates from the activated B3–H of the carborane (see Figure 1 and reaction 16 in the SI). Those two hydrogen atoms from **3a** and the Cp ligand that were not detected by NMR spectroscopy formed H₂, as confirmed by GC analysis (see section V in the SI).

On the basis of these experimental results, a plausible mechanism for the generation of **4a** is summarized in Scheme 3. The B–H activation at B3 of the carborane and hydrogen transfer to the alkyne should occur as the earlier steps (I–III) after alkyne insertion into one Co–S bond, as previously reported^{7,8} and revealed by the capture experiments (see section V in the SI). It should be noted that the iridium analogue of intermediate **III** is rather stable,^{7g} suggesting that the proposed cobalt complex is reasonable. The chelating coordination of **3a** would induce a change in the binding mode of Cp from η⁵ to η¹ (IV),¹⁶ and subsequent α-H elimination (V),^{11a,17} H₂ release, Co–B and Co–C cleavage, B–C bond formation, and Cp switching back to η⁵ coordination¹⁶ would lead to **4a**.

Concerning the formation of **4g** (Scheme 3), as for **3a**, the coordination of CpH to the metal could lead to ring slippage of

Scheme 3. Proposed Mechanisms for the Formation of 4a and 4g



the existing η^5 -Cp unit to form VI (see reaction 21 in the SI). Subsequent oxidative addition of the bound CpH to the metal might occur,^{11,17} and the resulting η^1 -Cp might undergo hydrogen 1,5-sigmatropic rearrangement¹⁸ over the ring (VII), driven by the intramolecular [4 + 2] cycloaddition¹⁹ with the in situ-generated olefinic unit. As a result, the hydride species (VIII) is produced after cleavage of the Co–B and Co–C bonds and generation of the B–C bond. Intermediate VIII is involved in two competitive pathways. One proceeds by reductive elimination to yield the isolatable 17e⁻ species 5 (see reaction 6 in the SI), and such an analogous species has been previously described by our group.^{8b} The other is to repeat the role of 3a to react further with the active intermediate III to finally give rise to 4g. Monitoring experiments showed that the formation of 5 started earlier and is more competitive (see section VIII in the SI). Other experiments supporting the formation mechanism of 4g are discussed in sections VII–IX in the SI.

In conclusion, we have demonstrated facile B–C coupling between carboranedithiolate and Cp through the cooperation of cobalt and two organic compounds in a one-pot reaction at ambient temperature. Here both metal-promoted B–H and C–H activation occur, leading to selective B-functionalization of the carborane by a metal-bound η^5 -Cp group in good yield. The introduction of an additional 3e⁻-donating species has led to interesting prospects for the development of new types of functional groups at a boron site of carborane. This reaction appears to be suitable for a broad range of substrates, and we are continuing to explore the scope of the reaction.

■ ASSOCIATED CONTENT

Supporting Information

Experimental details, spectroscopic data, crystallographic data (CIF), and detailed mechanisms. This material is available free of charge via the Internet at <http://pubs.acs.org>.

■ AUTHOR INFORMATION

Corresponding Author

hyan1965@nju.edu.cn

Notes

The authors declare no competing financial interest.

■ ACKNOWLEDGMENTS

We thank Prof. Kin Shing Chan and Prof. Weiping Ding for their helpful suggestions. This work was supported by the National Natural Science Foundation of China (20925104 and 21021062), the National Basic Research Program of China (2010CB923303), and the Natural Science Foundation of Jiangsu Province (BK2010052). This paper is dedicated to Professor Thomas P. Fehlner on the occasion of his 75th birthday

■ REFERENCES

- (1) (a) Hawthorne, M. F. *Angew. Chem., Int. Ed.* **1993**, *32*, 950. (b) Hawthorne, M. F.; Maderna, A. *Chem. Rev.* **1999**, *99*, 3421. (c) Plešek, J. *Chem. Rev.* **1992**, *92*, 269. (d) Grimes, R. N. *Coord. Chem. Rev.* **2000**, *773*, 200. (e) Saxena, A. K.; Maguire, J. A.; Hosmane, N. S. *Chem. Rev.* **1997**, *97*, 2421. (f) Bregadze, V. I.; Sivaev, I. B.; Glazun, S. A. *Anti-Cancer Agents Med. Chem.* **2006**, *6*, 75. (g) Valliant, J. F.; Guenther, K. J.; King, A. S.; Morel, P.; Schaffer, P.; Sogbein, O. O.; Stephenson, K. N. *Coord. Chem. Rev.* **2002**, *232*, 173.
- (2) (a) Grimes, R. N. *Carboranes*; Academic Press: New York, 2011. (b) Vyakaranam, K.; Barbour, J. B.; Michl, J. *J. Am. Chem. Soc.* **2006**, *128*, 5610. (c) Grüner, B.; Janoušek, Z.; King, B. T.; Woodford, J. N.; Wang, C. H.; Vřetečka, V.; Michl, J. *J. Am. Chem. Soc.* **1999**, *121*, 3211. (d) Larsen, A. S.; Holbrey, J. D.; Tham, F. S.; Reed, C. A. *J. Am. Chem. Soc.* **2000**, *122*, 7264.
- (3) (a) Zhu, Y. H.; Ching, C. B.; Carpenter, K.; Xu, R.; Selvaratnam, S.; Hosmane, N. S.; Maguire, J. A. *Appl. Organomet. Chem.* **2003**, *17*, 346. (b) Liang, L. Y.; Rapakousiou, A.; Salmon, L.; Ruiz, J.; Astruc, D.; Dash, B. P.; Satapathy, R.; Sawicki, J. W.; Hosmane, N. S. *Eur. J. Inorg. Chem.* **2011**, 3043. (c) Masalles, C.; Llop, J.; Teixidor, F. *Adv. Mater.* **2002**, *14*, 826. (d) Mola, J.; Mas-Marza, E.; Sala, X.; Romero, I.; Rodríguez, M.; Viñas, C.; Parella, T.; Llobet, A. *Angew. Chem. Int. Ed.* **2008**, *47*, 5830.
- (4) (a) Bregadze, V. I. *Chem. Rev.* **1992**, *92*, 209. (b) Puga, A. V.; Teixidor, F.; Sillapää, R.; Kivekäs, R.; Arca, M.; Barbera, G.; Viñas, C. *Chem.—Eur. J.* **2009**, *15*, 9755.
- (5) (a) Hewes, J. D.; Kreimendahl, C. W.; Marder, T. B.; Hawthorne, M. F. *J. Am. Chem. Soc.* **1984**, *106*, 5757. (b) Du, S. W.; Ellis, D. D.; Jelliss, P. A.; Kautz, J. A.; Malget, J. M.; Stone, F. G. A. *Organometallics* **2000**, *19*, 1983. (c) Du, S. W.; Kautz, J. A.; McGrath, T. D.; Stone, F. G. A. *Chem. Commun.* **2002**, 1004. (d) Meneghelli, B. J.; Rudolph, R. W. *J. Am. Chem. Soc.* **1978**, *100*, 4626.
- (6) (a) Mirabelli, M. G. L.; Sneddon, L. G. *J. Am. Chem. Soc.* **1988**, *110*, 449. (b) Wilczynski, R.; Sneddon, L. Y. *Inorg. Chem.* **1982**, *21*, 506. (c) Corcoran, E. W., Jr.; Sneddon, L. G. In *Advances in Boron and the Boranes*; Liebman, J. F., Greenberg, A., Williams, R. E. Eds.; VCH: New York, 1988; p 71. (d) Chatterjee, S.; Carroll, P. J.; Sneddon, L. G. *Inorg. Chem.* **2010**, *49*, 3095.
- (7) (a) Herberhold, M.; Yan, H.; Milius, W.; Wrackmeyer, B. *Angew. Chem., Int. Ed.* **1999**, *38*, 3689; (b) *Z. Anorg. Allg. Chem.* **2000**, *626*, 1627; (c) *J. Organomet. Chem.* **2000**, *604*, 170; (d) *Chem.—Eur. J.* **2000**, *6*, 3026; (e) *J. Organomet. Chem.* **2001**, *623*, 149; (f) *Chem.—Eur. J.* **2002**, *8*, 388; (g) *Dalton Trans.* **2001**, 1782.
- (8) (a) Xu, B. H.; Wu, D. H.; Li, Y. Z.; Yan, H. *Organometallics* **2007**, *26*, 4344. (b) Li, Y. G.; Jiang, Q. B.; Li, Y. Z.; Yan, H.; Bregadze, V. I. *Inorg. Chem.* **2010**, *49*, 4. (c) Liu, G. F.; Hu, J. R.; Wen, J. L.; Dai, H. M.; Li, Y. Z.; Yan, H. *Inorg. Chem.* **2011**, *50*, 4187. (d) Xu, B. H.; Peng, X. Q.; Li, Y. Z.; Yan, H. *Chem.—Eur. J.* **2008**, *14*, 9347. (e) Li, Y. G.; Jiang, Q. B.; Zhang, X. L.; Li, Y. Z.; Bregadze, V. I.; Yan, H. *Inorg. Chem.* **2010**, *49*, 3911.
- (9) (a) Hawthorne, M. F.; Wegner, P. A. *J. Am. Chem. Soc.* **1965**, *87*, 4392. (b) Li, J.; Jones, M., Jr. *J. Am. Chem. Soc.* **1992**, *114*, 1094. (c) Kusari, U.; Li, Y.; Bradley, M. G.; Sneddon, L. G. *J. Am. Chem. Soc.*

2004, 126, 8662. (d) Barberà, G.; Vaca, A.; Teixidor, F.; Sillanpää, R.; Kiveläs, R.; Viñas, C. *Inorg. Chem.* **2008**, 47, 7309.

(10) (a) Ackermann, L.; Vicente, R.; Kapdi, A. R. *Angew. Chem., Int. Ed.* **2009**, 48, 9792. (b) Lyons, T. W.; Sanford, M. S. *Chem. Rev.* **2010**, 110, 1147. (c) Wencel-Delord, J.; Dröge, T.; Liu, F.; Glorius, F. *Chem. Soc. Rev.* **2011**, 40, 4740. (d) Mkhali, I. A.; Barnard, J. H.; Marder, T. B.; Murphy, J. M.; Hartwig, J. F. *Chem. Rev.* **2010**, 110, 890 and references therein. (e) Colby, D. A.; Tsai, A. S.; Bergman, R. G.; Ellman. *Acc. Chem. Res.* **2012**, DOI: 10.1021/ar200190g, and references therein. (f) Engle, K. M.; Mei, T.-S.; Wasa, M.; Yu, J.-Q. *Acc. Chem. Res.* **2012**, DOI: 10.1021/ar200185g, and references therein.

(11) (a) Simanko, W.; Tesch, W.; Sapunov, V. N.; Mereiter, K.; Schmid, R.; Kirchner, K. *Organometallics* **1998**, 17, 5674. (b) Werner, H. *Organometallics* **2005**, 24, 1036. (c) Esteruelas, M. A.; López, A. M. *Organometallics* **2005**, 24, 3584. (d) Sun, Y.; Chan, H. S.; Zhao, H.; Lin, Z.; Xie, Z. *Angew. Chem., Int. Ed.* **2006**, 45, 5533. (e) Merola, J. S.; Kacmarcik, R. T. *Organometallics* **1989**, 8, 778. (f) Ho, J. W.; Hou, Z. M.; Drake, R. J.; Stephan, D. W. *Organometallics* **1993**, 12, 3145. (g) Tang, C. Y.; Smith, W.; Thompson, A. L.; Vidovic, D.; Aldridge, S. *Angew. Chem., Int. Ed.* **2011**, 50, 1359. (h) Aldridge, S.; Kays, D. L.; Al-Fawaz, A.; Jones, L. M.; Horton, P. N.; Hursthouse, M. B.; Harrington, R. W.; Clegg, W. *Chem. Commun.* **2006**, 2578.

(12) (a) Xie, Z. *Acc. Chem. Res.* **2003**, 36, 1. (b) Xie, Z. *Coord. Chem. Rev.* **2006**, 250, 259. (c) Liu, D.; Dang, L.; Sun, Y.; Chan, H. S.; Lin, Z.; Xie, Z. *J. Am. Chem. Soc.* **2008**, 130, 16103. (d) Shen, H.; Xie, Z. *Chem. Commun.* **2009**, 2431.

(13) (a) Sun, Y.; Chan, H. S.; Dixneuf, P. H.; Xie, Z. *Chem. Commun.* **2004**, 2588. (b) Basato, M.; Biffis, A.; Tubaro, C.; Graiff, C.; Tiripicchio, A. *Dalton Trans.* **2004**, 4092.

(14) Anderson, S.; Jeffery, J. C.; Liao, Y. H.; Mullica, D. F.; Sappenfield, E. L.; Stone, F. G. A. *Organometallics* **1997**, 16, 958.

(15) Kim, D. H.; Ko, J.; Park, K.; Cho, S.; Kang, S. O. *Organometallics* **1999**, 18, 2738.

(16) (a) O'Connor, J. M.; Casey, C. P. *Chem. Rev.* **1987**, 87, 307. (b) Herbert, D. E.; Tanabe, M.; Bourke, S. C.; Lough, A. J.; Manners, I. J. *Am. Chem. Soc.* **2008**, 130, 4166. (c) Veiros, L. F. *Organometallics* **2000**, 19, 5549. (d) Simanko, W.; Sapunov, V. N.; Schmid, R.; Kirchner, K. *Organometallics* **1998**, 17, 2391. (e) Anderson, G. K.; Cross, R. J.; Fallis, S.; Rocamora, M. *Organometallics* **1987**, 6, 1440. (f) Mizuta, T.; Imamura, Y.; Miyoshi, K. *J. Am. Chem. Soc.* **2003**, 125, 2068.

(17) (a) Brookhart, M.; Grant, B. E.; Lenges, C. P.; Prosenc, M. H.; White, P. S. *Angew. Chem., Int. Ed.* **2000**, 39, 1676. (b) Byrne, E. K.; Theopold, K. H. *J. Am. Chem. Soc.* **1987**, 109, 1282; **1989**, 111, 3887.

(18) (a) Gridnev, I. D. *Coord. Chem. Rev.* **2008**, 252, 1798. (b) Shen, H.; Chan, H. S.; Xie, Z. *J. Am. Chem. Soc.* **2007**, 129, 12934.

(19) Boag, N. M.; Rao, K. M. *Chem. Commun.* **2009**, 1499.